



Promote and enable the safe, effective use of powered access worldwide



www.ipaf.org/training

MACHINE CATEGORIES

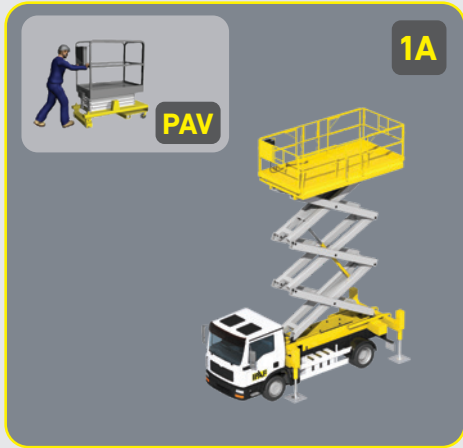


WHAT ARE MACHINE CATEGORIES?

Powered access machine categories are assigned for ease of reference worldwide and to enable correct training selection. Pre-determined machine characteristics and features are used to allocate machine categories. For Mobile Elevating Work Platforms (MEWPs), the category combines a machine Group (1, 2 or 3) and a machine Type (A or B), so for example, a 3A is a MEWP category.

MOBILE ELEVATING WORK PLATFORMS

STATIC VERTICALS



STATIC BOOMS



MOBILE VERTICALS



MOBILE BOOMS



SPECIAL MACHINES


Includes all 2A and 2B MEWPs



These are any Type 2 machines (travelling with work platform elevated, controlled from the base) and specialist MEWPs. They require specific training during the MEWP Operator Training Course owing to their unique and often bespoke construction.



MAST CLIMBING WORK PLATFORMS




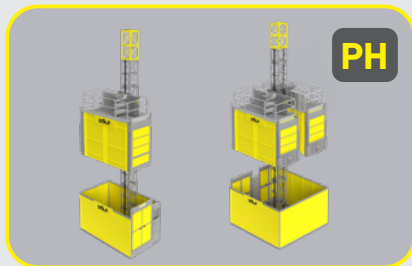

MOBILE MAST CLIMBING WORK PLATFORMS



CONSTRUCTION HOISTS (CHs)

There are three sub-categories of Construction Hoists: Transport Platform Hoists (TPHs), Goods Hoists (GHs) and Passenger Hoists (PHs)

- TPHs are designed to carry either people or work materials
- GHs are designed to carry only work materials
- PHs are designed to carry both people and work materials



NEW TO POWERED ACCESS?

Visit our first-time users page for more about acronyms, abbreviations and machine types: www.ipaf.org/first-time-users



WHICH CATEGORY IS YOUR MEWP?

